

# DOMOSOM



# Electric submersible pumps DOMOSOM

## for domestic wastewater



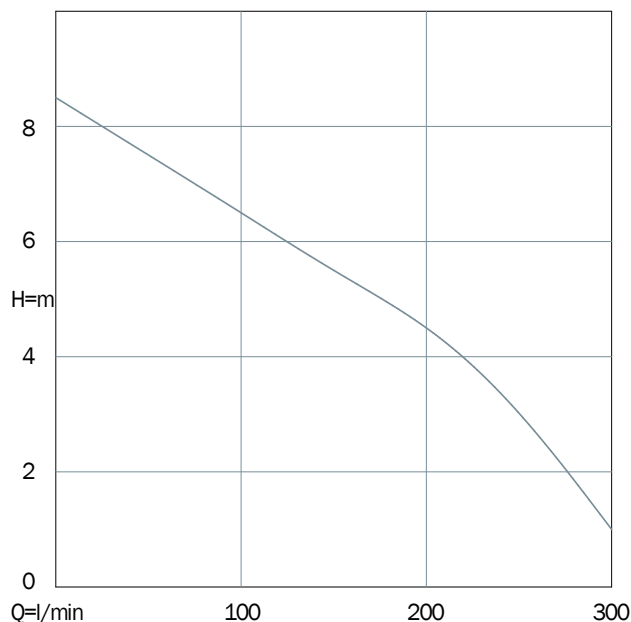
### APPLICATIONS

Ready-to-use electric submersible pump, expressively designed for installations in domestic environments. Suitable to expel rain or groundwater, to convey waste and sewage water coming from household appliances also containing suspended solids, whose size is up to 40 mm. It is recommended to transfer water, to drain tanks and to move domestic sewage. The electric pump is supplied with 10 meters power cable and Schuko plug.

### CHARACTERISTICS

IP rating	IP68
Duty	Continuous S1 (minimum immersion depth 280mm)
Maximum immersion depth (m)	7
Maximum number of starts per hour	30
Maximum temperature of the liquid pumped (°C)	35
PH of the liquid pumped	6 - 10
Density of the liquid pumped (kg/dm <sup>3</sup> )	<1,1

### APPLICATION RANGE



### CONSTRUCTION

AC asynchronous, rewindable electric dry motor with short circuit rotor. Insulation Class F. Windings with phase insulators to protect the motor from power peaks, as a guarantee of a highly-trustworthy product.

Resin-insulated cable kits so to prevent penetration of water inside the motor

Shafts machined on ball bearings and mechanical seals location

Double seal with interposed oil chamber


### MATERIALS

Handle, tie-rods and motor casing	Stainless steel AISI304
Shaft	Stainless steel AISI420B
Cover and volute	Mechanical cast iron EN GJL-250
Impeller	Mechanical cast iron EN GJL-200
Mechanical Seal	Silicon carbide and alumina
Packing ring	NBR rubber
Elastomers	NBR rubber
Cable	Neoprene H07RN8-F

# Electric submersible pumps DOMOSOM

for domestic wastewater, vertical discharge

## PERFORMANCE DATA- 2 poles 50 Hz

<div>Vortex impeller</div> <div></div>		Code	Version		P2		Max	µF	DNM (GAS)	Ø solid passage (mm)	Q	Flow						Dimensions (mm)				Weight
					hp	kW	A				m³/h	0	6	9	12	15	18	A	B	C	D	kg
					l/min	0	100				150	200	250	300								
NEW	DOMOSOM 250	SM250+G	230 V	1phase + float	0,75	0,55	4,2	16	1"½	40	H (m)	8,5	6,5	5,5	4,5	3	1	400	50	230	162	14

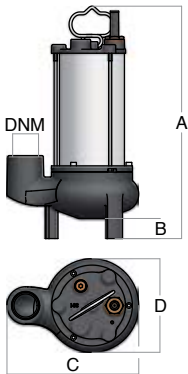


### SUPPLIED WITH

10 meters power cable and Schuko plug



Integrated capacitor and thermal protector



## ACCESSORIES

Code	Description
06510026	<div>Lifting station Semibox 200 litres</div> 

## PERFORMANCE CURVES - 2 poles 50 Hz

