



# Electric submersible pumps SEMISOM series HA

for sewage water, horizontal discharge automatics

 Technical documentation available by clicking on the product code

## PERFORMANCE DATA 2 poles 50 Hz

| Vortex Impeller<br> | Code       | Version |               | P2   |      | Max<br>A | Flow            |               | Ø solid passage (mm) | DNM (GAS) | Dimensions (mm) |    |     |     | Weight<br>kg |
|---|------------|---------|---------------|------|------|----------|-----------------|---------------|----------------------|-----------|-----------------|----|-----|-----|--------------|
|   |            |         |               | hp   | kW   |          | l/min           | m             |                      |           | A               | B  | C   | D   |              |
| SEMISOM 290 HA  | SM290+G0/3 | 230 V   | 1-phase+float | 0,75 | 0,55 | 4,2      | 100 - 200 - 400 | 7 - 5,5 - 1   | 50                   | 2"        | 492             | 65 | 198 | 162 | 16,4         |
| SEMISOM 390 HA  | SM390+G0/3 | 230 V   | 1-phase+float | 1    | 0,75 | 6,3      | 100 - 250 - 450 | 8,5 - 6 - 2   | 50                   | 2"        | 502             | 65 | 198 | 162 | 17,5         |
| SEMISOM 490 HA  | SM490+G0/3 | 230 V   | 1-phase+float | 1,5  | 1,1  | 7,3      | 100 - 250 - 600 | 9,5 - 7,5 - 1 | 50                   | 2"        | 526             | 65 | 198 | 162 | 18,8         |



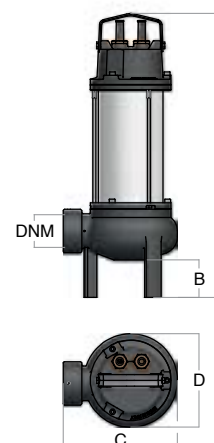
### SUPPLIED WITH

**NEW**

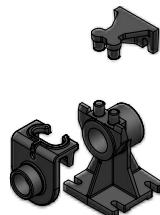
10 meters power cable and Schuko plug




Capacitor and thermal protector put in a separate, easy-accessible, water tight chamber



## ACCESSORIES

| Code     | Description  |
|----------|--|
| 04105043 | <p>Guide rail kit male threaded inlet G2" - female threaded discharge G2" (3/4" guide poles are not included)</p>  |

## PERFORMANCE DATA 2 poles 50 Hz

| Channel impeller<br> | Code       | Version |               | P2  |     | Max<br>A | Flow           |              | Ø<br>solid<br>passage<br>(mm) | DNM<br>(GAS) | Dimensions (mm) |    |     |     | Weight<br>kg |
|--|------------|---------|---------------|-----|-----|----------|----------------|--------------|-------------------------------|--------------|-----------------|----|-----|-----|--------------|
|  |            |         |               | hp  | kW  |          | l/min          | m            |                               |              | A               | B  | C   | D   |              |
| <b>SEMISOM<br/>635 HA</b>  | SM635+GO/3 | 230 V   | 1-phase+float | 1,5 | 1,1 | 7,3      | 30 - 350 - 600 | 14,5 - 9 - 2 | 32                            | 2"           | 484             | 60 | 220 | 172 | 22           |



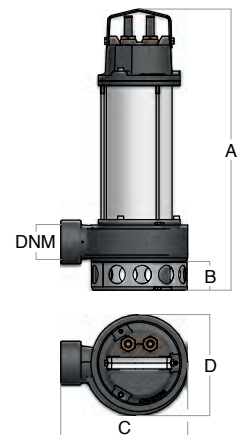
### SUPPLIED WITH

**NEW**

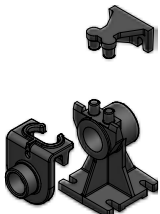
10 meters power cable and Schuko plug



Capacitor and thermal protector put in a separate, easy-accessible, water tight chamber



## ACCESSORIES

| Code     | Description  |
|----------|--|
| 04105043 | <p>Guide rail kit male threaded inlet G2" - female threaded discharge G2" (3/4" guide poles are not included)</p>  |