

CMO



External electric pumps CMO

horizontal multistage



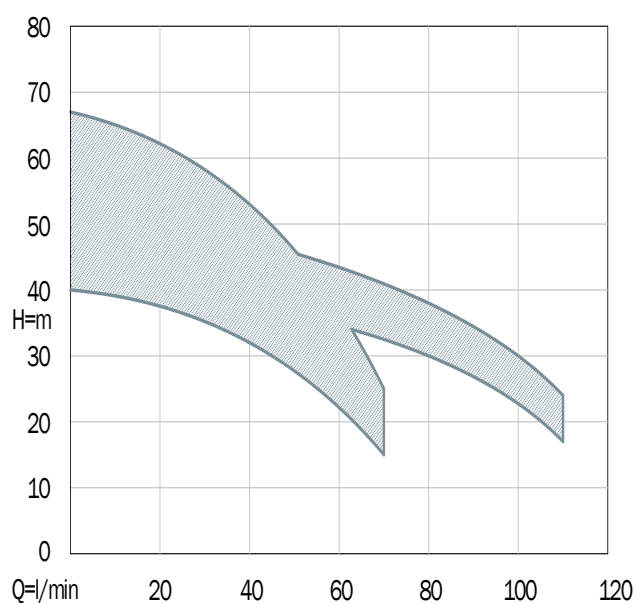
APPLICATION

Electric, horizontal surface pumps for installations in domestic environments. Suitable to pump clean water from tanks and reservoirs. They are recommended to pressurize domestic water plants and for small irrigations.

CHARACTERISTICS

IP rating	IP55
Duty	Continuous S1
Maximum number of starts per hour	20
Maximum temperature of the liquid pumped (°C)	40
PH of the liquid pumped	6 - 10
Acoustic pressure (dB(A))	<70

APPLICATION RANGE



CONSTRUCTION

Coolant filled, asynchronous, rewindable electric AC motor with short circuit rotor. Insulation Class F

External ventilation

Self priming pumps; they can prime water even when the liquid pumped is mixed with air


MATERIALS

Suction body and discharge	Mechanical cast iron EN GJL-200
Pump casing, tie-rods, bolts and nuts	Stainless Steel AISI304
Shaft	Stainless Steel AISI420
Impellers	Stainless Steel AISI304
Diffusers	Polymer reinforced with fibre-glass
Mechanical seal	Graphite and ceramics

External electric pumps CMO

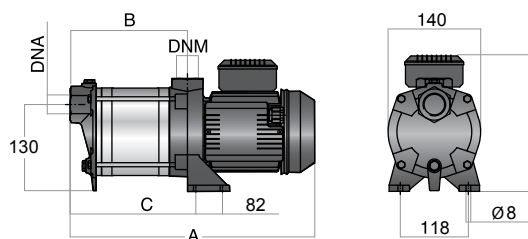
horizontal multistage

PERFORMANCE DATA - 2 poles 50 Hz

Radial impeller 	Code	Version	P2		A	µF	DNA (GAS) DNM (GAS)	Q m³/h l/min	Flow							Dimensions (mm)				Weight kg	
			hp	kW					0	1,2	1,8	3	4,2	5,4	6,6	A	B	C	D		
																					0
SERIES 70																					
CMO 3/70	EM70/030/1	230 V	1-phase	0,75	0,55	3,44	16	1"¼	H (m)	40	37	35	27	15			398	163	219	186	13
CMO 4/70	EM70/040/1	230 V	1-phase	1	0,75	4,78	20	1"¼		54	49	47	36	20			419	184	240	186	14,2
CMO 5/70	EM70/050/1	230 V	1-phase	1,25	0,92	6,12	25	1"¼		67	62	58	45	25			440	205	261	187	15,2
SERIES 110																					
CMO 4/110	EM110/040	230 V	1-phase	1,25	0,92	6,12	25	1"	H (m)	41		39	37	33	26	17	458	228	279	186	15,1
CMO 5/110	EM110/050	230 V	1-phase	1,5	1,1	7,08	25	1"		53		51	47	41	34	24	527	276	328	197	17

SUPPLIED WITH

Capacitor



PERFORMANCE CURVES - 2 poles 50 Hz

